


EWE MODU standpipe

The new standpipe solution for more hygiene with little effort



In collaboration with
Stadtwerke Neumünster



Table of contents


MODU standpipe	5
----------------	---

MODU flushing head	6
--------------------	---

MODU supply head	7
------------------	---

MODU standpipe lower sections	8
-------------------------------	---

Spare parts and accessories	9
-----------------------------	---

A vertical cross-section of soil is shown, with a layer of green grass and brown roots at the top. The soil below is dark and textured. A blue sky with white clouds is visible at the top. A blue triangular graphic element is in the top-left corner.

**Reliability and innovation
from a single source**

EWE MODU standpipe

Our products are valued greatly by professional users at utility companies and in the garden/landscaping sector. This is because our products are based on both more than 70 years of experience and our motivation to develop top solutions for the future. We rely on tried-and-tested standards and invest in research and development at our company.



MODU standpipe



In collaboration with
Stadtwerke Neumünster

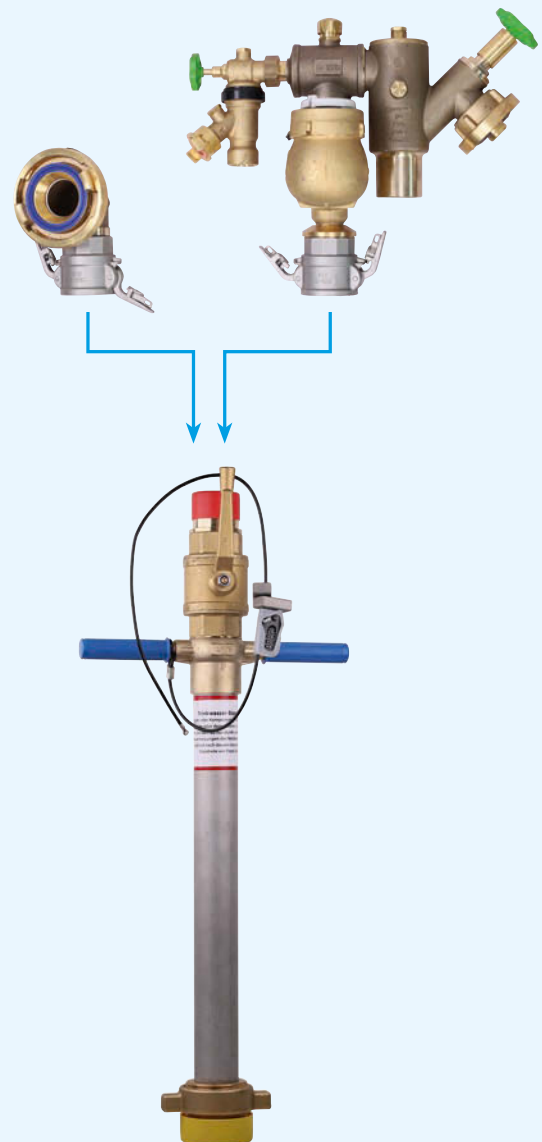
Developed by Stadtwerke Neumünster (SWN), patented, and now launched on the market with the help of EWE-Armaturen.

Thanks to the various components, the handling of the standpipe during use is greatly simplified, and no additional second standpipe is now required.



The benefits at a glance:

- Comprising multiple components that can be quickly changed for flushing and supply purposes: Standpipe lower section, flushing head (to which a flushing hose can be connected), and supply head
- Significantly quicker installation and deinstallation of flushing/supply pipe and fast change between flushing and supply head with modular standpipe using quick coupling
- Component changing above street cap means that no flushing water can flow back into the hydrant
- Reduction in material wear thanks to various attachment modules
- Preservation of sensitive components such as water meters and system separators due to thorough flushing
- Decrease in standpipe repair costs
- Quick and easy supply of hygienic drinking water for public events



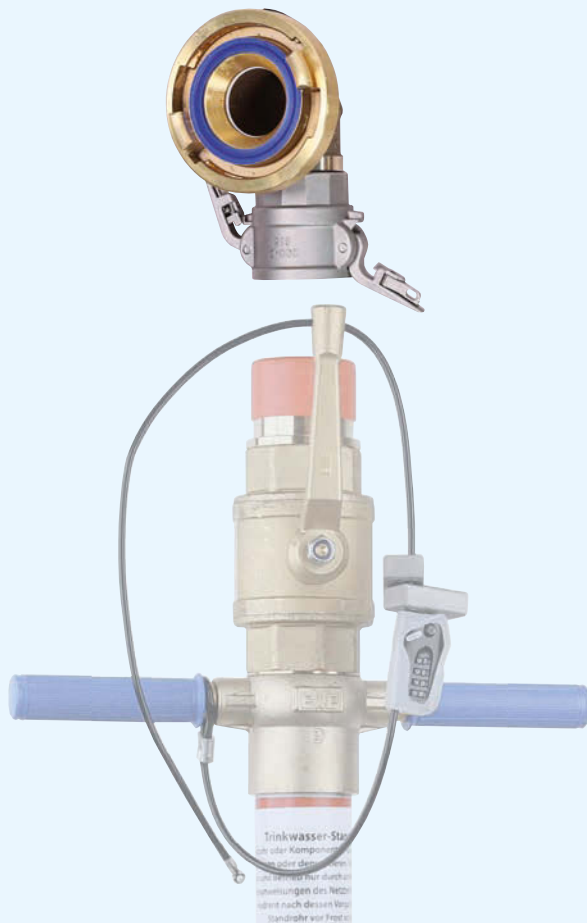
MODU standpipe components

The modular standpipe enables the reliable supply of clean drinking water. It is user-friendly and can be quickly and easily placed into operation. It protects the systems of the water supplier from contamination.



MODU flushing head

- Designs:
 - MODU flushing head with C Storz coupling
 - MODU flushing head with B Storz coupling
 - MODU flushing head with flushing bag
- Easy replacement of flushing head thanks to camlock system



- Place the MODU flushing head onto the MODU lower section.



- Actuate the camlock coupling lock.
- Flush the hydrant.



- Shut off the MODU lower section and remove the MODU flushing head by opening the camlock coupling.



MODU standpipe components

Thanks to the innovative MODU standpipe system, it will be quicker and easier in future to supply hygienic drinking water for public events.



MODU supply head

- Easy replacement of supply heads thanks to camlock system
- Available in different designs
- With BA DN 20 and DN 40 system separator
- With deaerator and GEKA and/or C coupling
- With water meter




- Place the MODU supply head onto the MODU lower section.
- Actuate the camlock coupling lock.



- Attach the standpipe security device.



- Shut off the MODU lower section and remove the MODU supply head by opening the camlock coupling.



MODU standpipe components

The mounting and dismounting process is designed to be efficient. Component changing above the street cap means that no flushing water can flow back into the hydrant.



MODU standpipe lower sections

- Available for subsurface DN 80 hydrants and for DN 50, DN 100 subsurface hydrants on request
- With screwed base connection made from forged brass, brass slip ring, and rubber seal
- Stainless steel pipe, brass handle piece, brass turning handles with impact-resistant plastic cover
- Selectively with ball cock, ball cock with hand wheel, or without fitting

Assembly of MODU standpipe lower section:

- Clean the outer cap area and surrounding area (around 1 m x 1 m) of street dirt.
- Clean the sealing surface of the pawl and standpipe base, disinfect if necessary.
- Insert the MODU lower section into the pawl with the pawl nut screwed downwards and turn to the right until firmly attached.



MODU standpipe spare parts and accessories

The standpipe upper and lower sections are also available as individual components. Naturally, we also facilitate individual labelling to enable the identification of the standpipes.

This innovative modular construction system allows for the cost-effective, efficient realisation of repairs and long-term supply of spare parts.



MODU standpipe spare parts

Base seal



Quick coupling seal

MODU standpipe accessories

Fittings disinfectant

- Ready-to-use solution for easy, direct treatment of e.g. the standpipe base, hydrant pawl, or other drinking water fittings with disinfectant



End caps

- To protect standpipe openings against contamination during transport and storage



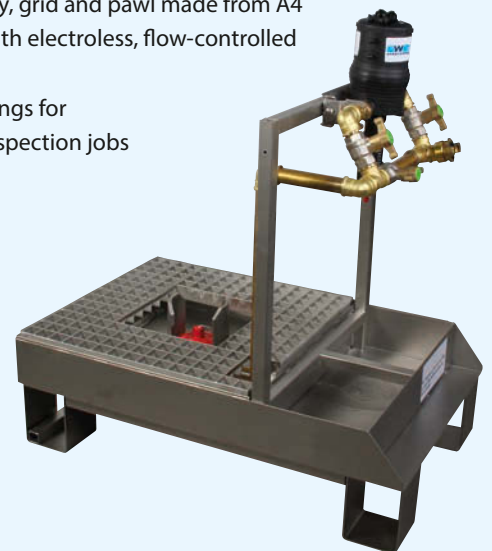
Cones

- To clearly identify the location of a standpipe
- Can be secured with a padlock (not in scope of delivery) to prevent the unauthorized opening of the standpipe



Standpipe inspection system

- For checking standpipes and treating them with disinfectant
- Consisting of tray, grid and pawl made from A4 stainless steel with electroless, flow-controlled metering pump and shut-off fittings for metering and inspection jobs



EWE – thoroughly tried and tested! Because we're a real team.



Our products are our passion. As a team consisting of both managers and employees, we prove that this isn't just a cliché. Quality and continuity form the basis for trusting teamwork. The dedication and skills of each individual allow us to look to the future with self-assurance. Our success is grounded in reliability and the honesty with which we treat our customers. This has made us into a leading supplier of high-quality fittings for the supply of gas and water and the disposal of waste water. And we're proud of it! We're also a 3rd-generation family company.



Blue Responsibility

Sustainable Water Technology



Production location: Germany

We produce our fittings for water and gas at our plant in Braunschweig. From design & development through production & quality control to sales & service, all of our processes are realised via one and the same site. This means that we can meet all requirements relating to safety, guidelines, permits, and quality checks at our site and from a single source.

Quality without compromise

DVGW certification and compliance with international guidelines are key when it comes to our fittings. All of our products are subjected to thorough checks and quality controls before being launched on the market. Our quality standards are based on a workforce trained to the highest standards, modern production facilities, and safety and environmental regulations. We use durable, robust materials such as dezincification-resistant brass and stainless steel. This allows us to ensure the quality and sustainability of our products. To protect the environment, we use innovative environmentally-friendly materials such as lead-free silicon brass.

Wilhelm Ewe GmbH & Co. KG

Volkmaroder Straße 19
38104 Braunschweig, Germany

Phone: +49 531 37005-0

Fax: +49 531 37005-55

info@ewe-armaturen.de

